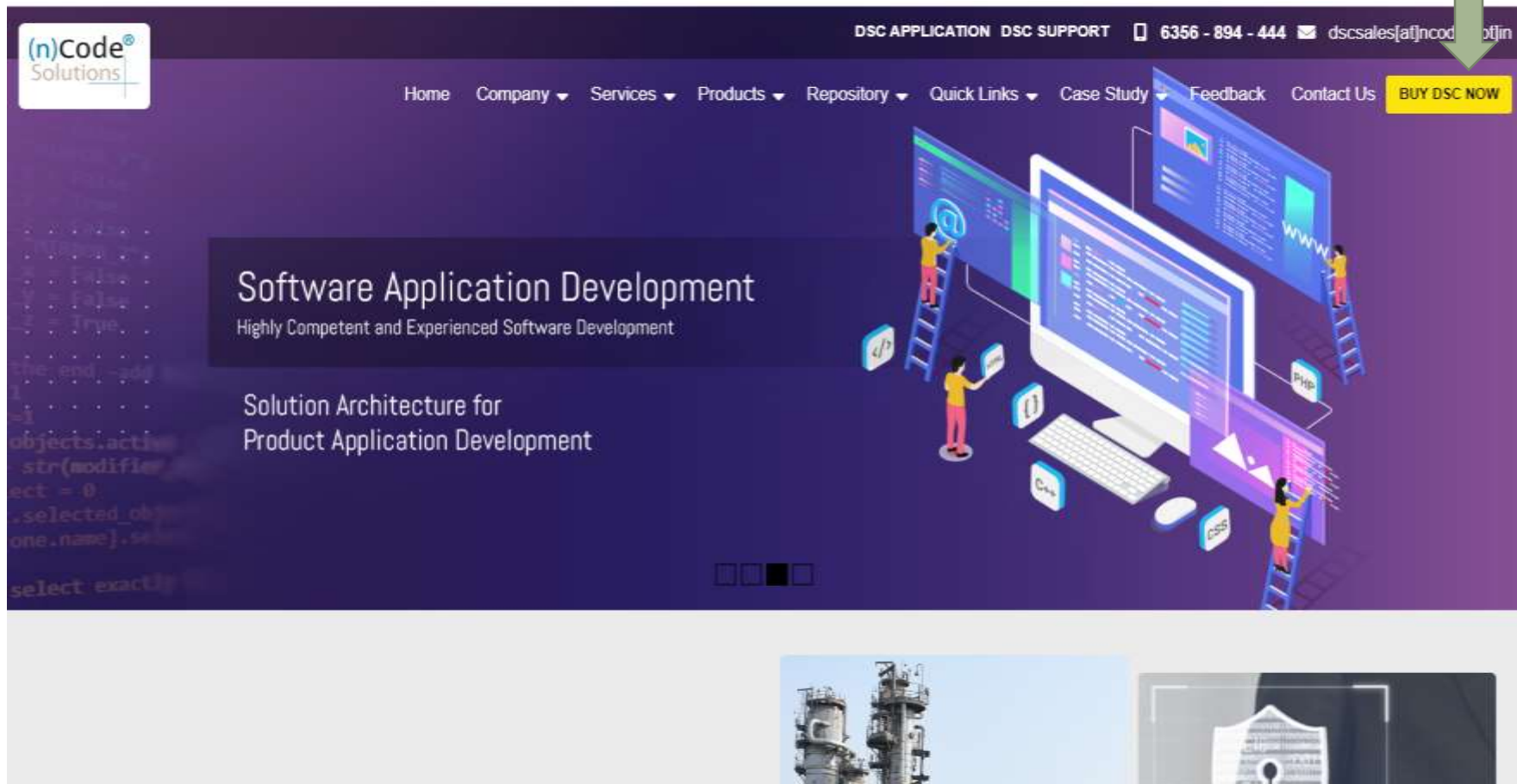


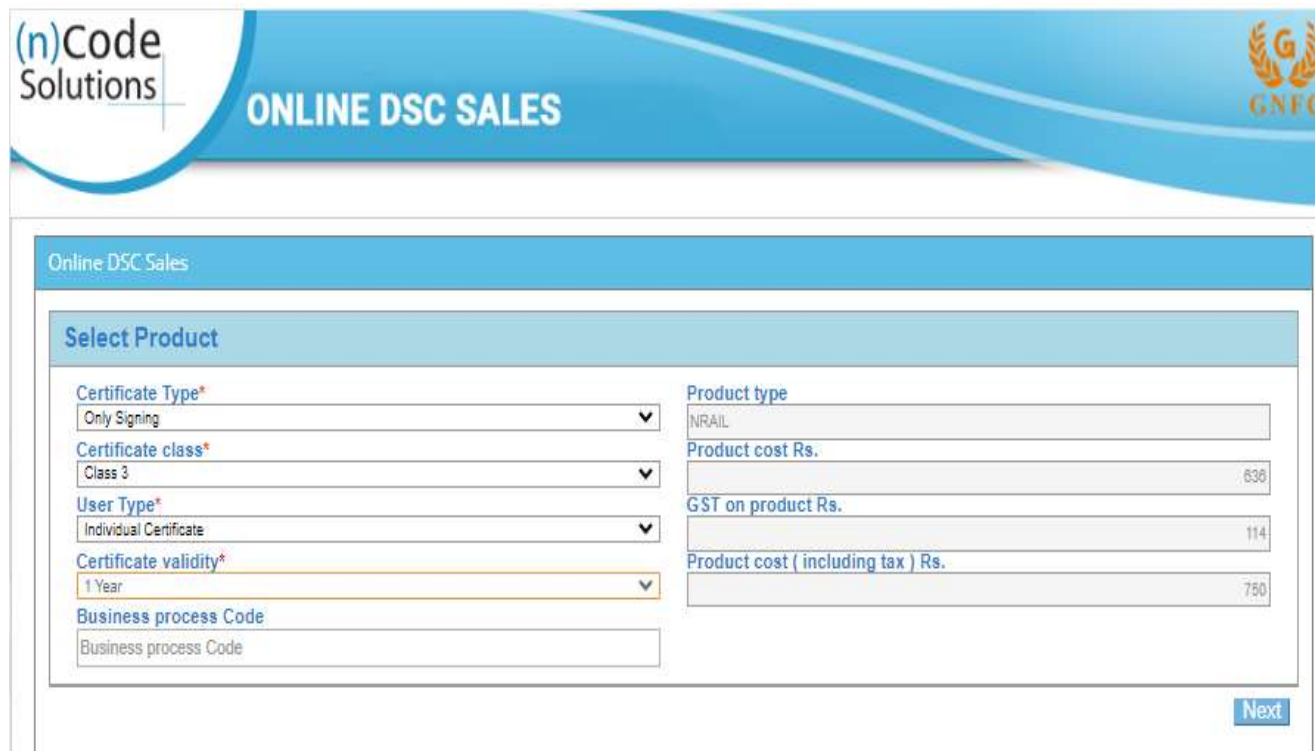
- Open (n)code Solution website home page.
- URL : <https://www.ncodesolutions.com/dsc-pricing.php>

- Click on below option “Buy DSC NOW”



The screenshot shows the (n)Code Solutions website. The top navigation bar includes links for Home, Company, Services, Products, Repository, Quick Links, Case Study, Feedback, and Contact Us. A prominent yellow button labeled "BUY DSC NOW" is located in the top right corner of the navigation bar. A green arrow points to this button. The main content area features a dark purple background with the text "Software Application Development" and "Highly Competent and Experienced Software Development". Below this, it says "Solution Architecture for Product Application Development". The background image depicts several people working on large computer monitors displaying code and data.

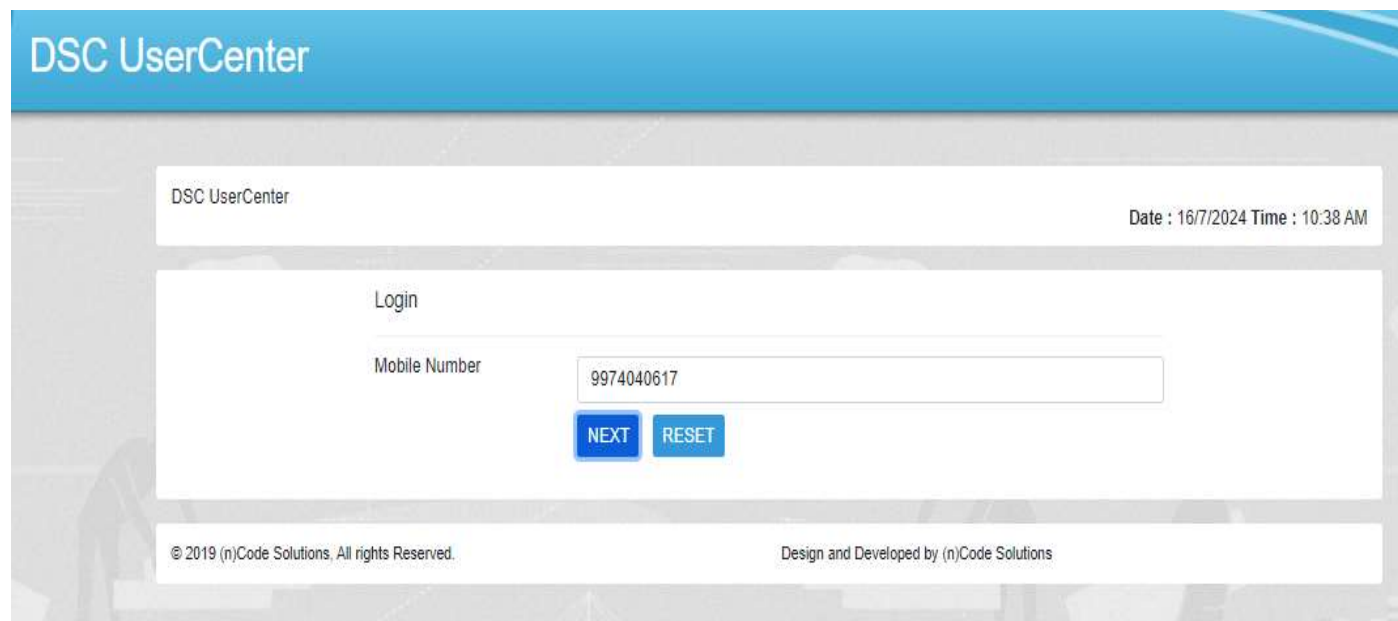
- Selection of Product, Validity and user type as below and click on next button.
- System Will take Rate of DSC accordingly
- Under “Business Process Code” – Enter RA code provided by nCode



The screenshot shows the 'ONLINE DSC SALES' interface. It features a header with the nCode Solutions logo and GNFC logo. Below the header is a section titled 'Online DSC Sales' containing a 'Select Product' form. The form has two columns of fields. The left column contains dropdown menus for 'Certificate Type*' (Only Signing), 'Certificate class*' (Class 3), 'User Type*' (Individual Certificate), and 'Certificate validity*' (1 Year). Below these is a text input field for 'Business process Code'. The right column contains text input fields for 'Product type' (NRAIL), 'Product cost Rs.' (838), 'GST on product Rs.' (114), and 'Product cost (including tax) Rs.' (750). A 'Next' button is located at the bottom right of the form.

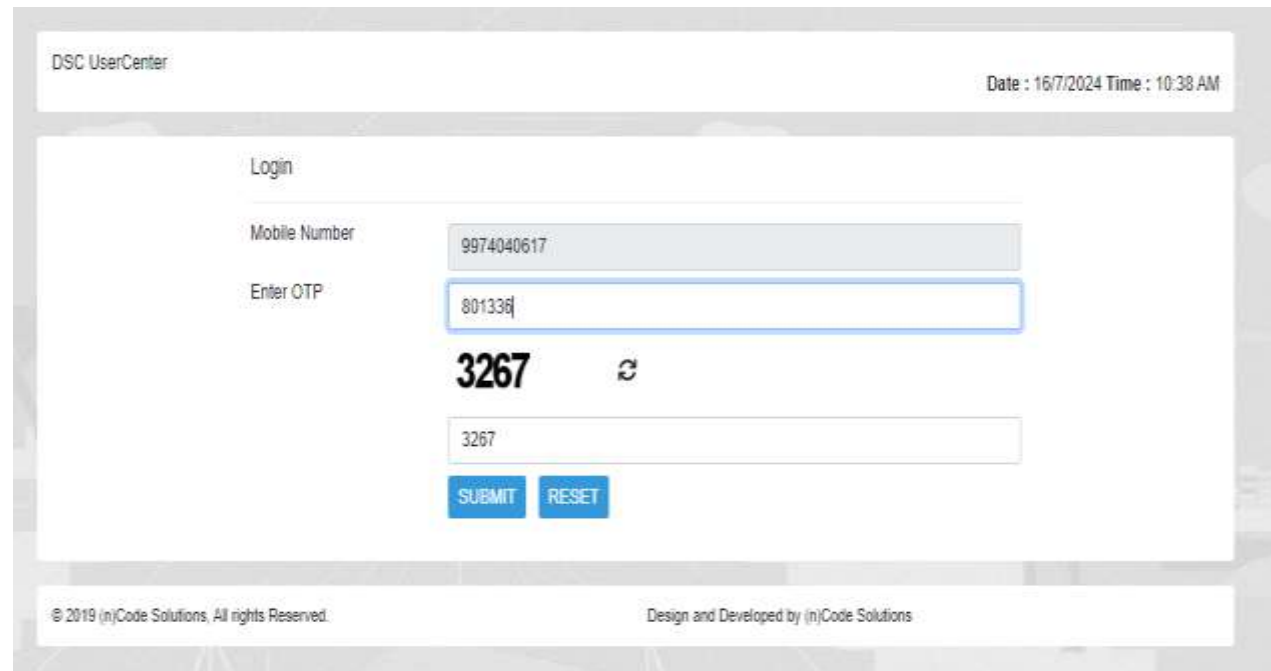
| Field | Value |
|------------------------------------|------------------------|
| Certificate Type* | Only Signing |
| Certificate class* | Class 3 |
| User Type* | Individual Certificate |
| Certificate validity* | 1 Year |
| Business process Code | Business process Code |
| Product type | NRAIL |
| Product cost Rs. | 838 |
| GST on product Rs. | 114 |
| Product cost (including tax) Rs. | 750 |

- Applicant mobile number to be entered here
- Then click on next.



The screenshot shows the 'DSC UserCenter' login interface. At the top, there is a blue header with the text 'DSC UserCenter'. Below the header, a white box contains the text 'DSC UserCenter' on the left and 'Date : 16/7/2024 Time : 10:38 AM' on the right. The main content area is titled 'Login' and features a 'Mobile Number' label next to a text input field containing the number '9974040617'. Below the input field are two blue buttons: 'NEXT' and 'RESET'. At the bottom of the page, there is a footer with the text '© 2019 (n)Code Solutions. All rights Reserved.' on the left and 'Design and Developed by (n)Code Solutions' on the right.

- Enter OTP received on mobile
- Enter Captcha shown on screen, then click on submit.




DSC UserCenter

Date : 16/7/2024 Time : 10:38 AM

Login

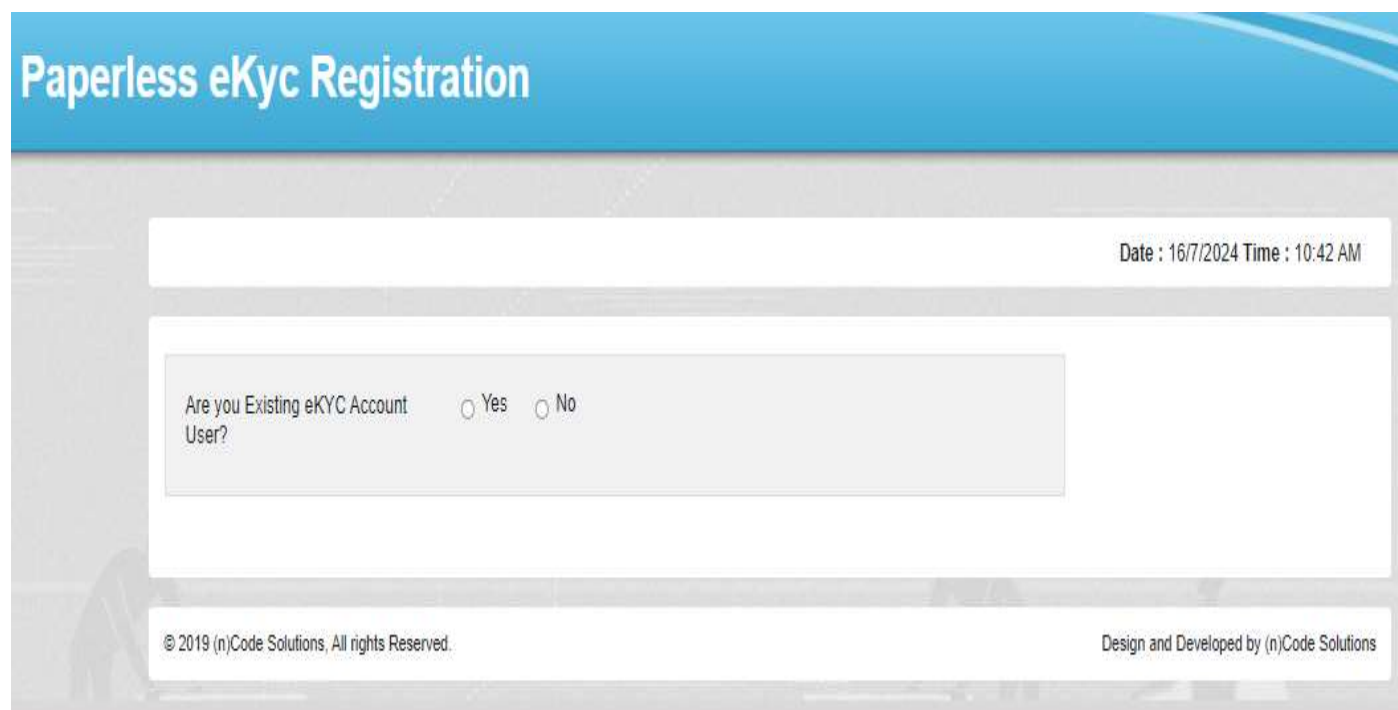
Mobile Number

Enter OTP

3267 

© 2019 (n)Code Solutions. All rights Reserved. Design and Developed by (n)Code Solutions

- New User can select “NO” on below screen if eKYC account not exists.



The screenshot shows a web form titled "Paperless eKyc Registration". At the top right, it displays "Date : 16/7/2024 Time : 10:42 AM". The main question is "Are you Existing eKYC Account User?" with two radio button options: "Yes" and "No". The "No" option is selected. At the bottom, there is a copyright notice "© 2019 (n)Code Solutions, All rights Reserved." and a footer "Design and Developed by (n)Code Solutions".

- Click on PAN based registration.



- Fill all the details then click on consent and “Submit EKYC details”.

Paperless eKYC Registration Date : 16/7/2024 Time : 10:45 AM

eKYC Registration Using PAN


- Subscriber must have PAN (Permanent Account Number) and Address Proof as according to CCA Guidelines.
- Subscriber must have soft copy of Applicant's Photo, PAN Card and Address Proof to create eKYC profile.
- Unique Email ID and Mobile Number required.
- Video verification of the applicant is mandatory as per CCA IVG 5.1(VI). During the video recording, the applicant must need to display original PAN card and Address proof ID having address to cross verification by Verification officer and it should be in a clear and readable form.


eKYC Account Registration


| | | | |
|-----------------|--|-----------------------|--|
| PAN No. * | <input type="text" value="AEWPT6561R"/> | Name (As per PAN) * | <input type="text" value="NIRBHAVI NITESH BHATT"/> |
| Date of Birth * | <input type="text" value="07-11-1983"/> | Residential Address * | <input type="text" value="M-804, MALABAR COUNTY 1, BEHIND NIRMA UNIVERSITY, CHHARODI,"/> |
| | CHANGE PAN | Area/Landmark * | <input type="text" value="SG HIGHWAY"/> |
| Gender * | <input checked="" type="radio"/> Male <input type="radio"/> Female | Town/City/District * | <input type="text" value="AHMEDABAD"/> |
| Mobile * | <input type="text" value="9974040617"/> | Pin Code * | <input type="text" value="382481"/> |
| Email * | <input type="text" value="ngtrivedi@ncode.in"/> | State * | <input type="text" value="Gujarat"/> |
| Email OTP * | <input type="text" value="*****"/> GET OTP | Upload Documents | |
| eKYC Login | | Photo * | <input type="text" value="Choose File Ni...g"/> VIEW |
| KYC Type * | <input type="text" value="PAN"/> | PAN Copy * | <input type="text" value="Choose File Ni...g"/> VIEW |
| User Name * | <input type="text" value="AEWPT6561R"/> | Address Proof * | <input type="text" value="Choose File Ni...g"/> VIEW |
| PIN * | <input type="text" value="*****"/> | | |
| Confirm PIN * | <input type="text" value="*****"/> | | |


I allow my PAN information to be used by (n)Code Solutions to Create eKYC Account for the purpose of Paperless DSC issuance/eKYc. I have Read all the Terms and Conditions of [Subscriber Agreement](#), I agree and allow (n)Code Solutions to eSign the Subscriber Agreement on successful account creation and to be shared on Email.

[SUBMIT EKYC DETAILS](#)










(n)Code Solutions - A Division of GNFC Ltd.

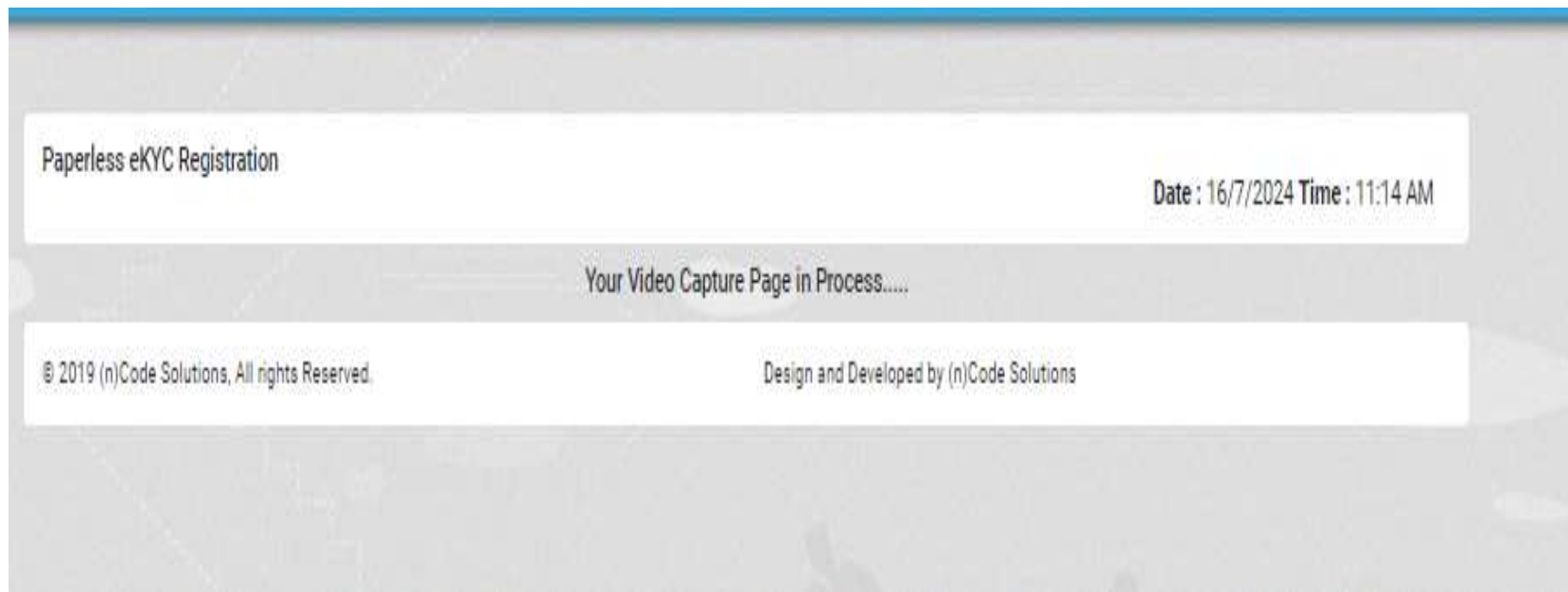
14th Floor, Tower One, Road 5C, Zone 5, GIFT City, Gandhinagar - 382 355.

<http://www.ncode.in> | <https://www.ncodesolutions.com> | www.nprocure.com

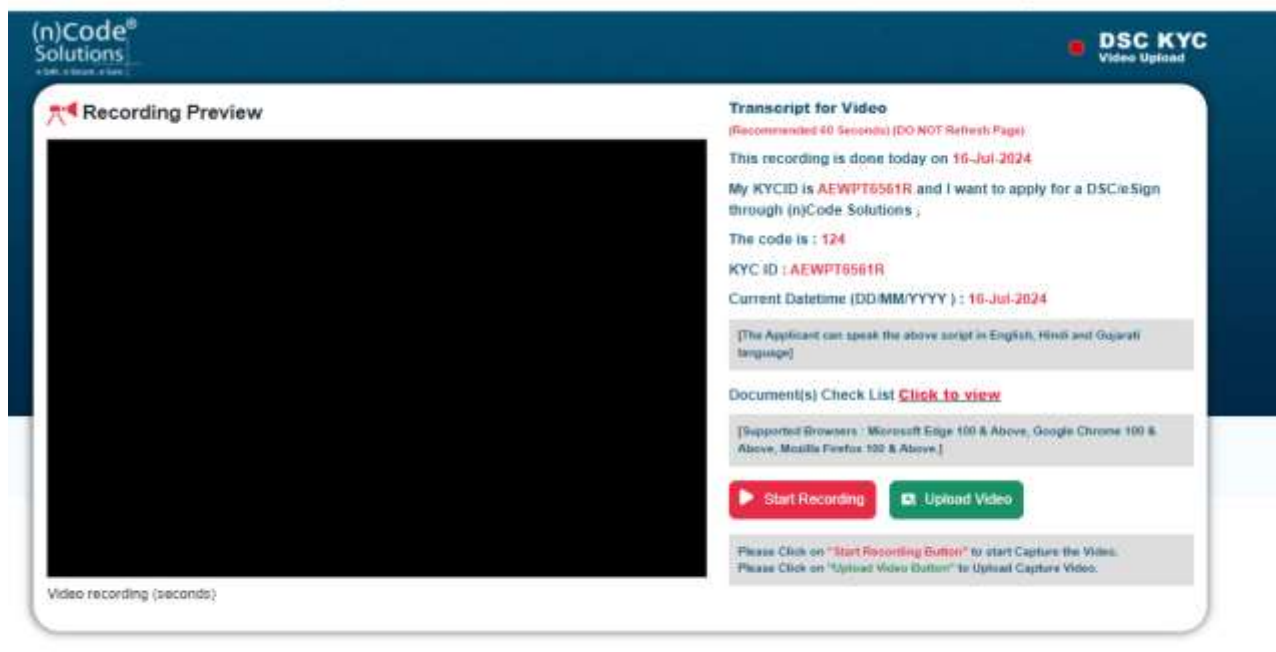


ISO 9001:2015 • ISO 20000-1:2011 • ISO 27001:2013

- System will re-direct to Video capturing page

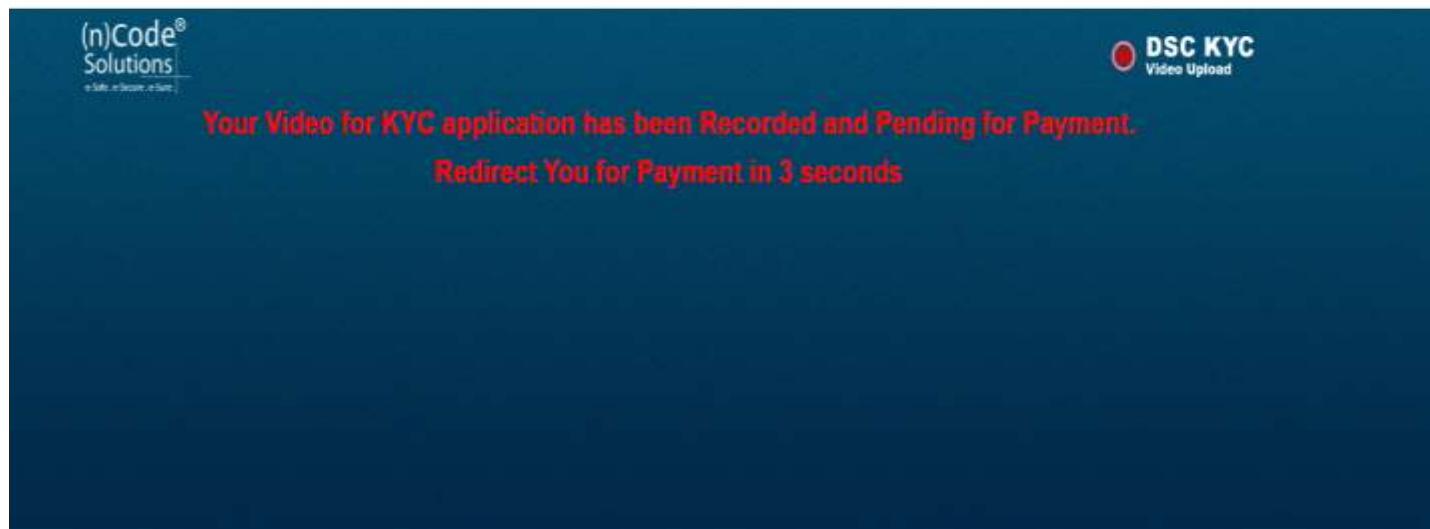


- On Video recording screen Click on red button “start recording” to capture the Video
- After capturing video click on Green button “Upload Video”. Your Video will be uploaded on this stage.




© 2019 (n)Code Solutions. All rights Reserved. | Design and Developed by (n)Code Solutions

- After uploading Video screen will re-direct to payment page



- Select the payment option as debit/credit card or net banking then click on “Go” button.



The screenshot shows the (n)Code Online DSC Interface. On the left, a grey sidebar contains the text "(n)Code Online DSC Interface". The main content area is a white form with the following details:

- Header: AEWPT6561R Only Signing
- Name: NIRBHAVI NITESH BHATT
- Email: ngtrivedi@ncode.in 26
- Instruction: Please verify above details before initiating transaction.
- Transaction Type: (n)Code Online DSC Charges
- Amount Payable (Rs.): 750
- Pay Using: Debit Card/Credit Card, Net Banking
- Footnote: * Transaction charges, if any, charged by banks shall be extra through Credit Card payment option
- Select Bank: ICICI Bank (with a note: * Please select only one bank)
- Go button

At the bottom of the interface, there is a footer with "2007 (n)Pay. All Rights Reserved" on the left and "Powered by (n)Code Solutions." on the right.

- Here payment mode selected as credit/debit card, below screen will be appear. Select card type, then click on continue.



Amount ₹ 750.00 INR

This is a secure page which uses SSL/TLS (Secure Socket Layer/Transport Layer Security) to encrypt and securely transmit your payment data.

Please select payment method

- VISA
- Mastercard
- Maestro
- RuPay

Cancel Continue

- Fill the details of your credit/debit card then click on continue.

fiserv.

Amount ₹ 750.00 INR

This is a secure page which uses SSL/TLS (Secure Socket Layer/Transport Layer Security) to encrypt and securely transmit your payment data.

Cardholder Name *

Card Number *

Expiration Month *

Expiration Year *

Card Code / CVV *

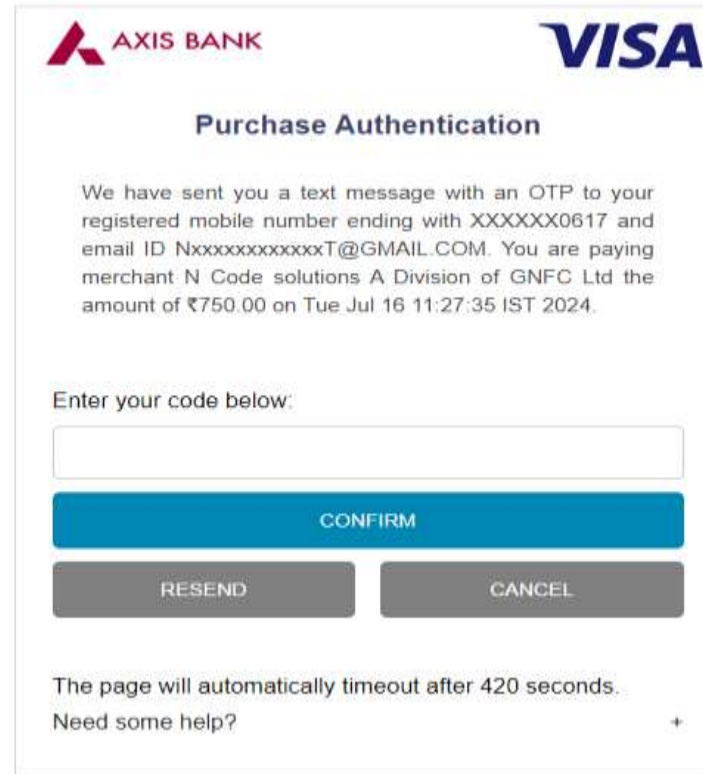
(last three digits on the back of your card)

* Mandatory fields

[Back](#) [Continue](#)



- Enter the code as OTP received on mobile, then click on confirm.



AXIS BANK **VISA**

Purchase Authentication

We have sent you a text message with an OTP to your registered mobile number ending with XXXXXX0617 and email ID NxxxxxxxxxxxT@GMAIL.COM. You are paying merchant: N Code solutions A Division of GNFC Ltd the amount of ₹750.00 on Tue Jul 16 11:27:35 IST 2024.

Enter your code below:

CONFIRM

RESEND CANCEL

The page will automatically timeout after 420 seconds.
Need some help? +

- Close window and wait for VO approval. Keep eKYC id as reference for approval request.

Online DSC Sales

General Instructions Select Product Payment Order Status

Your payment is successfully received, tracking is : nDSCPAYMENT12722
Your KYCID is : AEWPT6561R

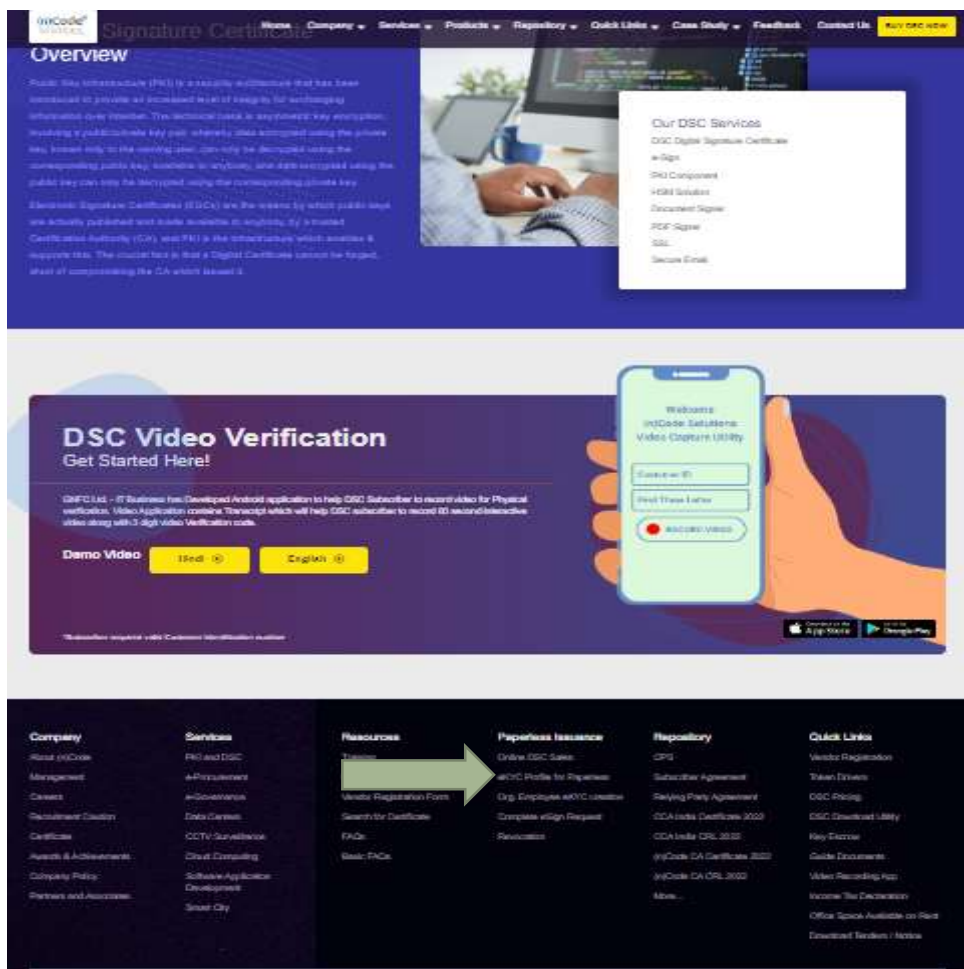
It is subject to its verification by (n)Code Solutions verification officer for its content and documents uploaded.
Once KYC verification process gets completed, We will notify you.
You will receive an invoice on your email shortly.

[Close Window](#)

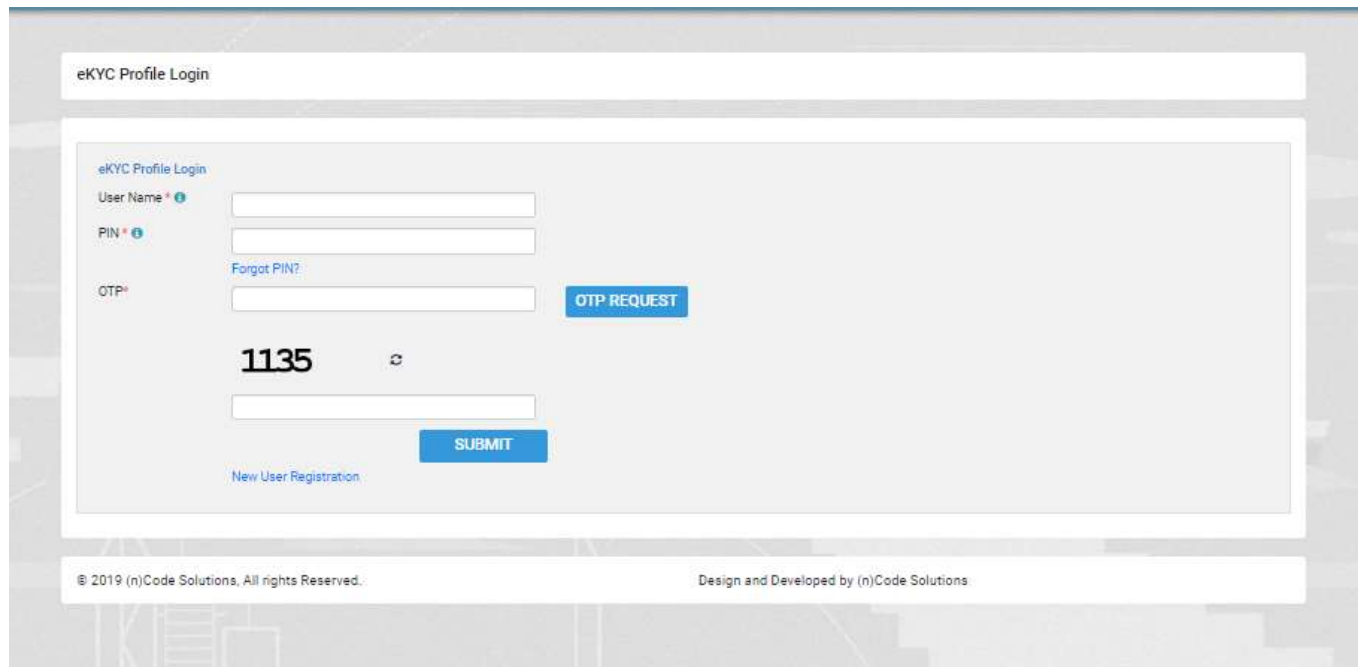
You can reach us on following contact details.

HEAD OFFICE
(n)Code Solutions, A Div. of GNFC Limited,
14th Floor, GIFT ONE TOWER, Road 5C, Zone 5,
GIFT CITY,
GANDHINAGAR, GUJARAT.
PIN-382355
Sales : (079) 66743289 / 329
Support : 1800 4194455
Email : dcsales[at]ncode[dot]in

- Go to ncode website home page, click in “eKYC profile for paperless” option



- Login into your eKYC account by entering eKYC id, Pin, OTP and Captcha to complete eSign process.

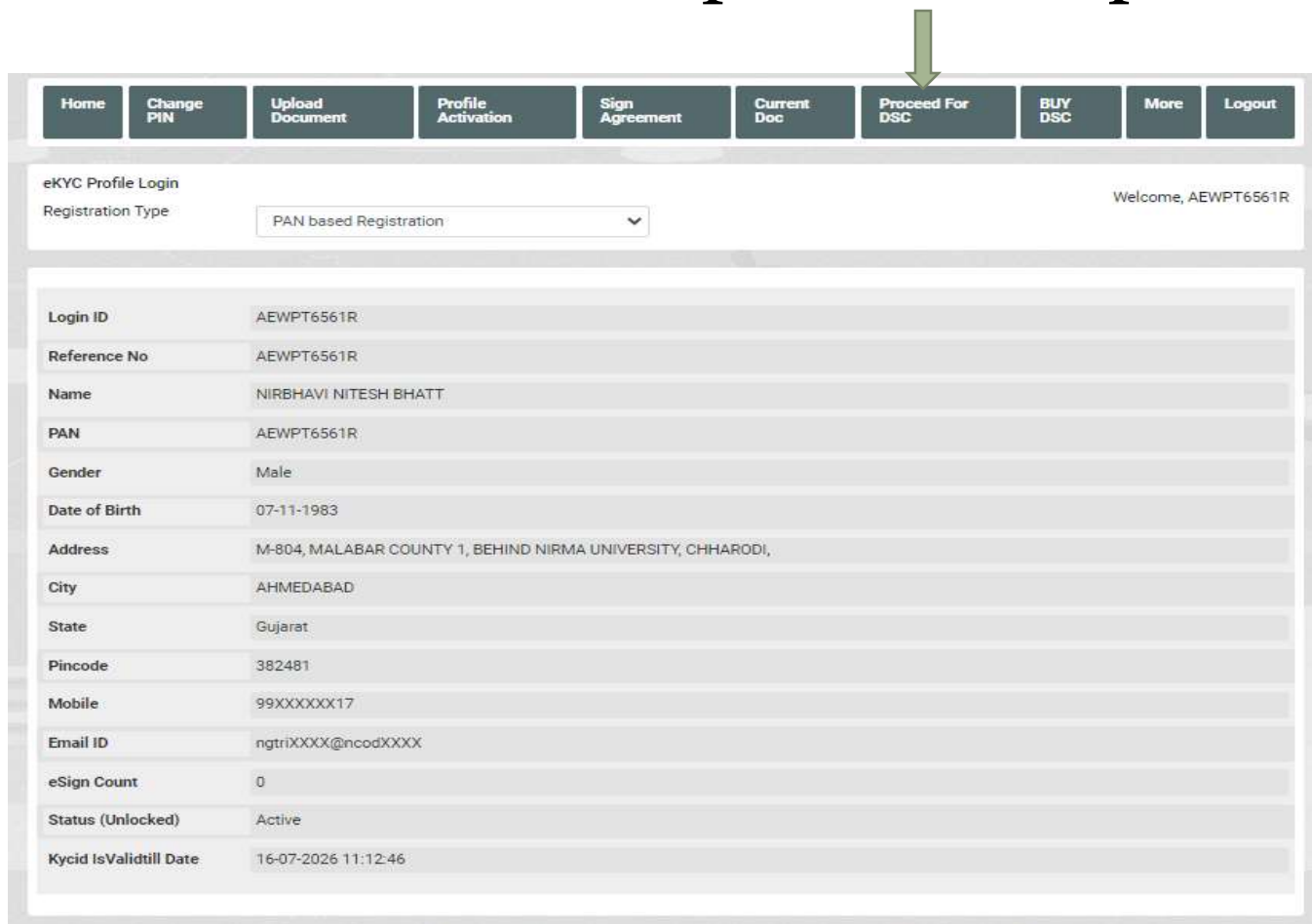


The screenshot shows a web form titled "eKYC Profile Login". It contains the following fields and elements:

- User Name ***: A text input field.
- PIN ***: A text input field with a "Forgot PIN?" link below it.
- OTP ***: A text input field.
- OTP REQUEST**: A blue button.
- 1135**: A CAPTCHA image with a refresh icon.
- SUBMIT**: A blue button.
- New User Registration**: A link at the bottom left.

At the bottom of the form, there is a footer: "© 2019 (n)Code Solutions. All rights Reserved." and "Design and Developed by (n)Code Solutions."

- Click on “Proceed for DSC” option to complete eSign.



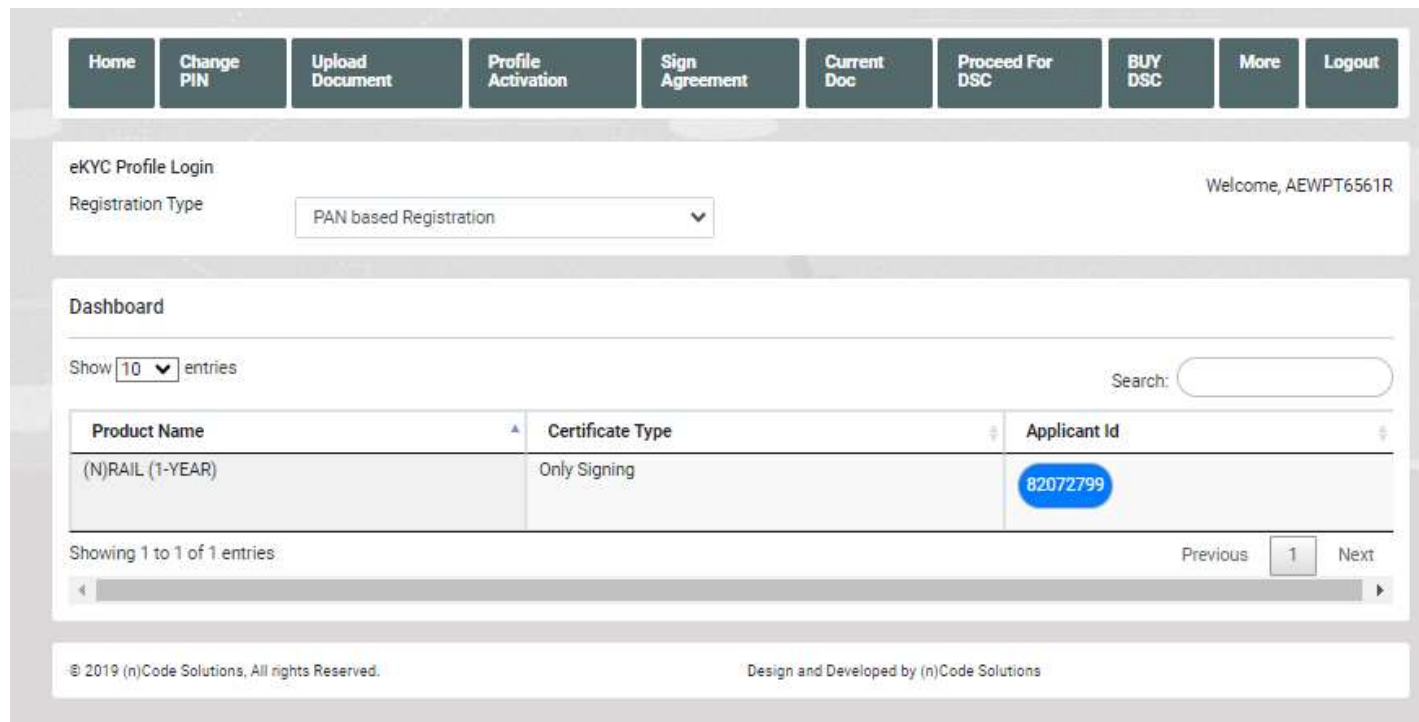
Home Change PIN Upload Document Profile Activation Sign Agreement Current Dec **Proceed For DSC** BUY DSC More Logout

eKYC Profile Login Welcome, AEWPT6561R

Registration Type:

| | |
|--------------------------|---|
| Login ID | AEWPT6561R |
| Reference No | AEWPT6561R |
| Name | NIRBHAVI NITESH BHATT |
| PAN | AEWPT6561R |
| Gender | Male |
| Date of Birth | 07-11-1983 |
| Address | M-804, MALABAR COUNTY 1, BEHIND NIRMA UNIVERSITY, CHHARODI, |
| City | AHMEDABAD |
| State | Gujarat |
| Pincode | 382481 |
| Mobile | 99XXXXXX17 |
| Email ID | ngtriXXXX@ncodXXXX |
| eSign Count | 0 |
| Status (Unlocked) | Active |
| Kycid Is Valid till Date | 16-07-2026 11:12:46 |

- Click on Applicant ID shown on blue button.



Home Change PIN Upload Document Profile Activation Sign Agreement Current Doc Proceed For DSC BUY DSC More Logout

eKYC Profile Login Welcome, AEWPT6561R

Registration Type PAN based Registration

Dashboard

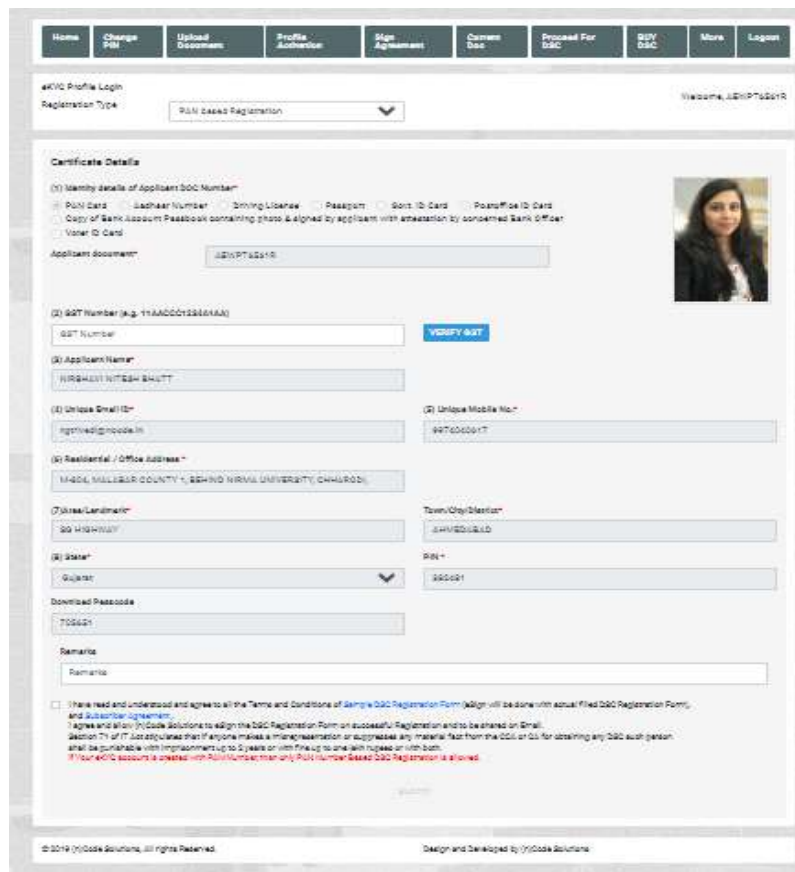
Show 10 entries Search:

| Product Name | Certificate Type | Applicant Id |
|------------------|------------------|--|
| (N)RAIL (1-YEAR) | Only Signing | 82072799 |

Showing 1 to 1 of 1 entries Previous 1 Next

© 2019 (n)Code Solutions, All rights Reserved. Design and Developed by (n)Code Solutions

- Click on consent then click on submit.



The screenshot shows a web-based registration form for DQC (Digital Quality Certificate) registration. The form is titled "DQC Profile Login" and "Registration Type" is set to "DQC based Registration". The user is logged in as "Welcome, JSDIPT621R".

Certificate Details

(1) Identify details of Applicant DQC Number:

- PAN Card
- Aadhaar Number
- Driving License
- Passport
- Govt. ID Card
- Postoffice ID Card
- Copy of Bank Account Passbook containing photo & signed by applicant with attestation by concerned Bank Officer
- Voter ID Card

Applicant document: JSDIPT621R

(2) GST Number (e.g. 11AAC00123456789):

GST Number: **VERIFY GST**

(3) Applicant Name: WIRSHAY NITESH SAHUT

(4) Unique Email ID: ngtimed@ncode.in

(5) Unique Mobile No.: 9976000017

(6) Residential / Office Address: 11401, MALLABH COUNTY 1, SHIVD KIRMA UNIVERSITY, CHHAROD.

(7) Area/Landmark: 88 HIGHWAY

Town/City/District: SHIVD/GILD

(8) State: Gujarat

Pin: 380001

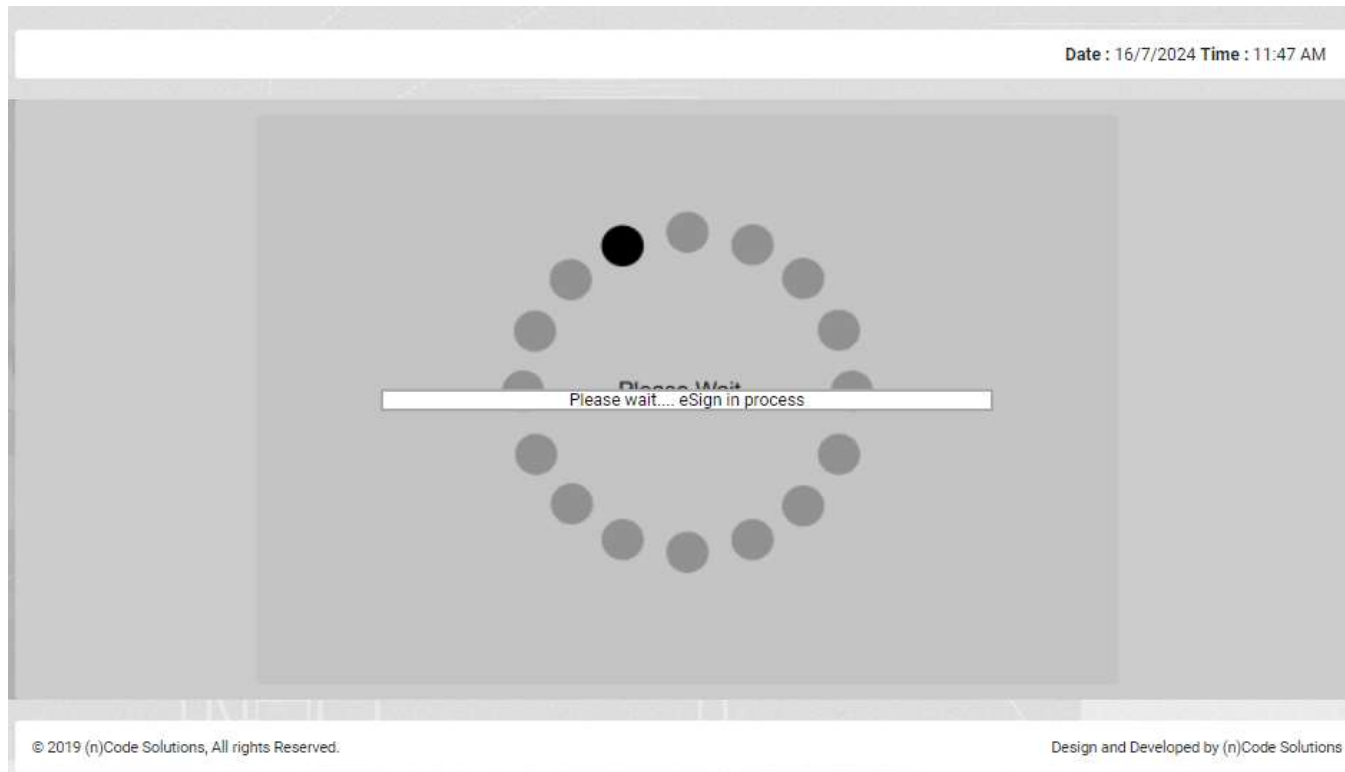
Download Passcode: 705621

Remarks:

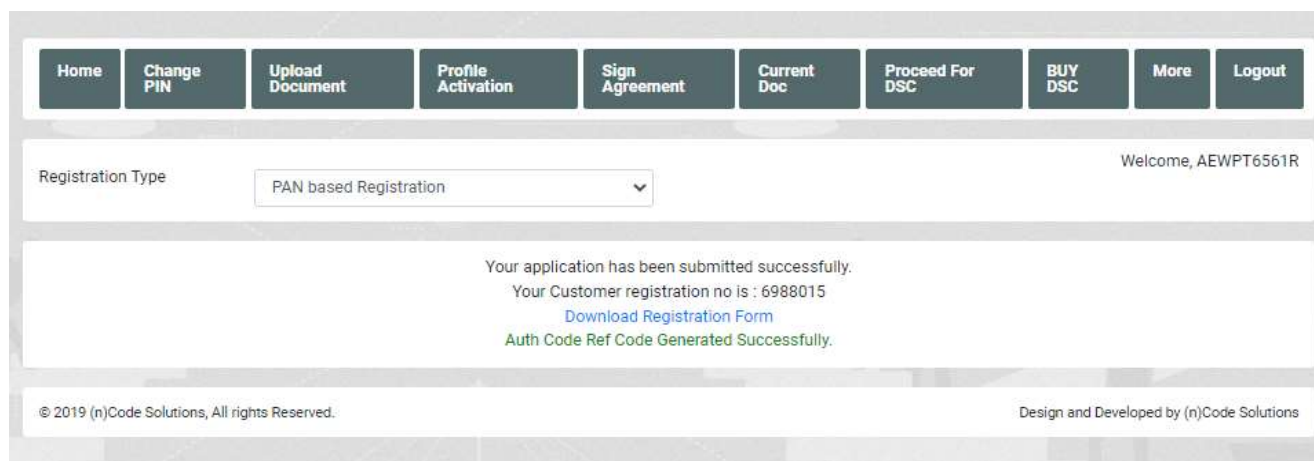
I have read and understood and agree to all the Terms and Conditions of Sample DQC Registration Form (Sign will be done with actual filed DQC Registration Form, and Applicant Agreement). I agree and allow (n)Code Solutions to assign the DQC Registration Form on successful Registration and to be shared on Email. Section 71 of IT Act states that if anyone makes a misrepresentation or suppresses any material fact from the DQC or DQI for obtaining any DQC such person shall be punishable with imprisonment up to 5 years or with fine up to one lakh rupees or with both. If (n)Code Solutions is unable to operate with your number then only, Pin Number based DQC Registration is allowed.

© 2019 (n)Code Solutions. All rights Reserved. Design and Developed by (n)Code Solutions.

- Click on consent then click on submit, wait till eSign process gets completed.



- CID is generated here, system generated Application form and downloading credentials also generated.



The screenshot displays a web application interface with a navigation menu at the top containing buttons for Home, Change PIN, Upload Document, Profile Activation, Sign Agreement, Current Doc, Proceed For DSC, BUY DSC, More, and Logout. Below the menu, there is a registration type dropdown menu set to "PAN based Registration" and a welcome message "Welcome, AEWPT6561R". The main content area shows a success message: "Your application has been submitted successfully. Your Customer registration no is : 6988015". Below this, there are two links: "Download Registration Form" and "Auth Code Ref Code Generated Successfully.". The footer contains copyright information "© 2019 (n)Code Solutions, All rights Reserved." and "Design and Developed by (n)Code Solutions".

- User will receive downloading credentials on SMS with Passphrase for DSC downloading.


- NO changes in DSC Downloading process.

HyperPKI Token Manager for HYP2003 - 230824

Logout Import Export Free PDF Signer Analysis Tool Settings Update Change User PIN Delete Certificate

HYPERSECU CANADA

Certificate CN:
Org (O):
Issuer (CN):
Expiry Date:
SN:
Key Usage:



NIRBHAVI NITESH BHATT's (n)Code Solutions Sub-CA for t ^
Public Key
Private Key
CA Certificates
(n)Code Solutions Sub-CA for DSC 2022's (n)Code Soluio
(n)Code Solutions CA 2022's CCA India 2022

| Field | Value |
|---------------|------------------|
| Token Name | HYP2003 |
| Manufacturer | Hypersecu |
| Model | HYP2003 |
| Serial Number | HS32308010411931 |
| Total Memory | 63488 |